

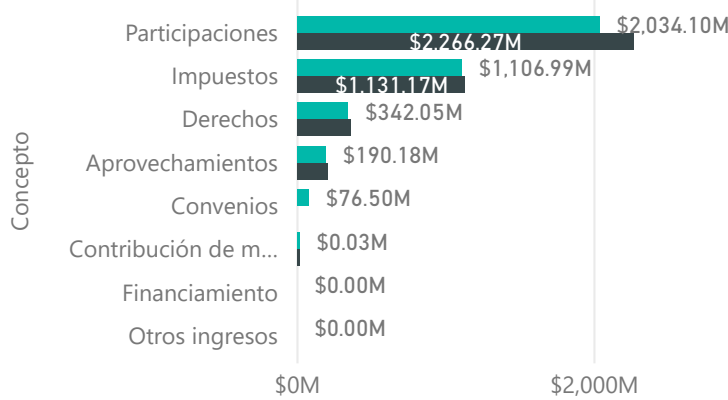


León

Bloque III

Ingresos propios

Periodo ● 2018 ● 2019

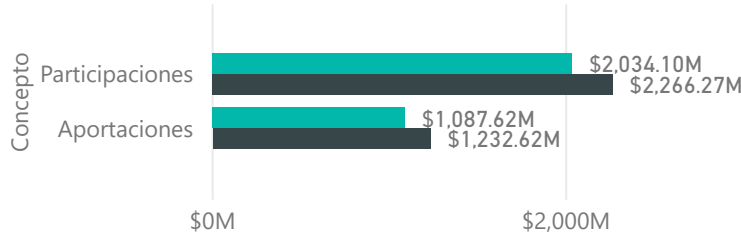


Iniciativa de Ley de ingresos

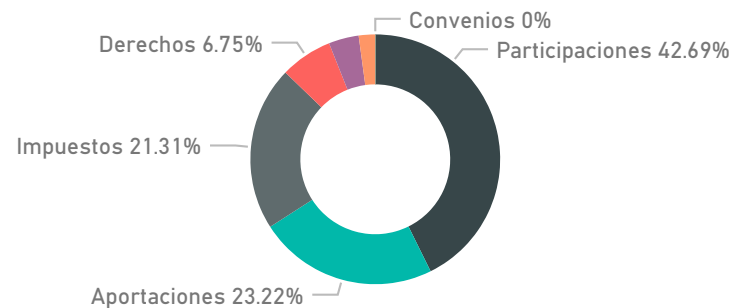
Concepto	2018	2019
Participaciones	\$2,034,098,027.93	\$2,266,273,833.05
Aportaciones	\$1,087,620,515.68	\$1,232,620,407.92
Impuestos	\$1,106,994,086.87	\$1,131,170,651.17
Derechos	\$342,050,560.32	\$358,140,363.13
Aprovechamientos	\$190,181,767.32	\$207,048,043.78
Productos	\$87,112,071.44	\$113,064,230.12
Convenios	\$76,500,000.00	\$0.00
Contribución de mejoras	\$26,226.00	\$26,226.00
Financiamiento	\$0.00	\$0.00
Otros ingresos	\$0.00	\$0.00
<b>Total</b>	<b>\$4,924,583,255.56</b>	<b>\$5,308,343,755.17</b>

Ingresos federales

Periodo ● 2018 ● 2019

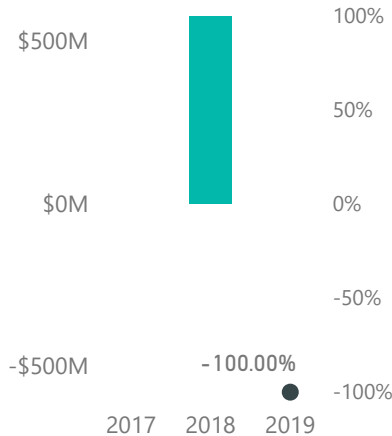


Representación porcentual 2019



Predial estimado

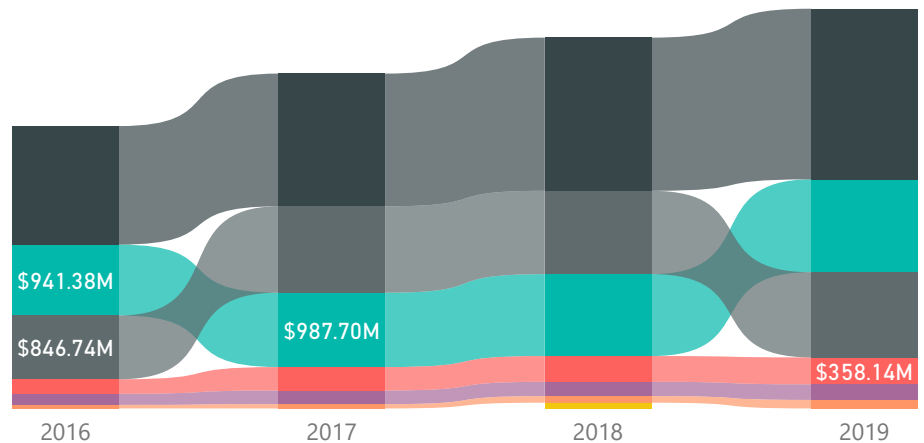
● Monto ● Variación



Evolución de la iniciativa de Ley de ingresos del 2016 al 2019

Conceptos

- Aportaciones
- Aprovechamientos
- Contribución de mejoras
- Convenios
- Derechos
- Financiamiento
- Impuestos
- Otros ingresos
- Participaciones
- Productos



Iniciativa de Ley de ingresos 2016 al 2019

Concepto	2016	2017	2018	2019
Participaciones	\$1,573,928,807.50	\$1,762,723,493.09	\$2,034,098,027.93	\$2,266,273,833.05
Aportaciones	\$941,383,303.71	\$987,700,646.33	\$1,087,620,515.68	\$1,232,620,407.92
Impuestos	\$846,738,040.10	\$1,147,065,861.57	\$1,106,994,086.87	\$1,131,170,651.17
Derechos	\$193,158,843.91	\$310,602,335.37	\$342,050,560.32	\$358,140,363.13
Aprovechamientos	\$147,819,283.60	\$182,380,588.81	\$190,181,767.32	\$207,048,043.78
Productos	\$46,818,982.71	\$56,415,852.26	\$87,112,071.44	\$113,064,230.12
Convenios	\$0.00	\$0.00	\$76,500,000.00	\$0.00
Contribución de mejoras	\$29,020.26	\$94,710.00	\$26,226.00	\$26,226.00
Financiamiento	\$0.00	\$0.00	\$0.00	\$0.00
Otros ingresos	\$0.00	\$0.00	\$0.00	\$0.00
<b>Total</b>	<b>\$3,749,876,281.79</b>	<b>\$4,446,983,487.43</b>	<b>\$4,924,583,255.56</b>	<b>\$5,308,343,755.17</b>